



County School Facilities Consortium 2017 Annual Summit

September 28 – 29, 2017
Sheraton Grand Hotel
1230 J Street
Sacramento, CA

SUMMIT PRESENTATIONS



County School Facilities Consortium 2017 Annual Summit

September 28 – 29, 2017
Sheraton Grand Hotel
1230 J Street
Sacramento, CA

Division of the State Architect Update

Chester A. Widom, FAIA
State Architect
Division of the State Architect



Chester A. Widom, FAIA

State Architect



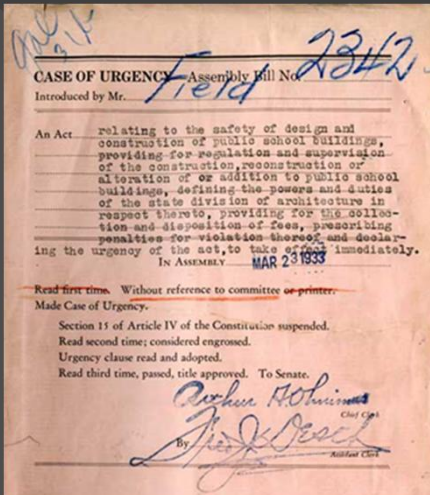
DSA: Serving California Since 1907



1906: San Francisco



1933: Long Beach



Field Act

DESIGN AND CONSTRUCTION OVERSIGHT: STRUCTURAL, FIRE/LIFE SAFETY, ACCESS

- 72 Community College Districts
 - > 114 Campuses
 - > 202 Projects (2015-2016)
- 1,084 K-12 School Districts
 - > 9,292 Campuses
 - > 2,871 Projects (2015-2016)
- Essential Service Buildings
 - > 7 Projects (2015-2016)



Incremental projects not included

5

DESIGN OVERSIGHT: ACCESS COMPLIANCE ONLY

- Courts
- UC Campuses
- CSU Campuses
- 312 Projects (2016-17)
- 23 Special Projects



6

ADDITIONAL RESPONSIBILITIES


- ◉ Prop 39 Review
- ◉ Project Inspector Certification
- ◉ Testing Laboratory Certification
- ◉ DSA Academy
- ◉ Construction Change Documents
- ◉ CASp Certification
- ◉ CASp Outreach (SB 1186)

7

CODE DEVELOPMENT RESPONSIBILITIES

- ◉ Triennial Publication
- ◉ Intervening Update
- ◉ Emergency Regulations

- ◉ Access*
- ◉ Structural
- ◉ Mechanical
- ◉ Electrical
- ◉ Plumbing
- ◉ Landscape Irrigation
- ◉ **CALGreen.**



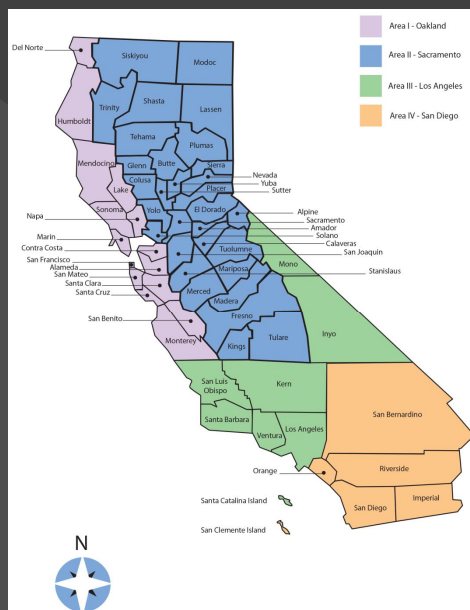
8

HEADQUARTERS OFFICE

- Standards and Procedures
- Policy & Communication
 - > Client Relations
 - > Administration Relations
 - > Legislative Relations
- Code Development
- Oversight Responsibilities
- Ad Hoc Task Forces
- Sustainability (MEPE)

9

REGIONAL OFFICES



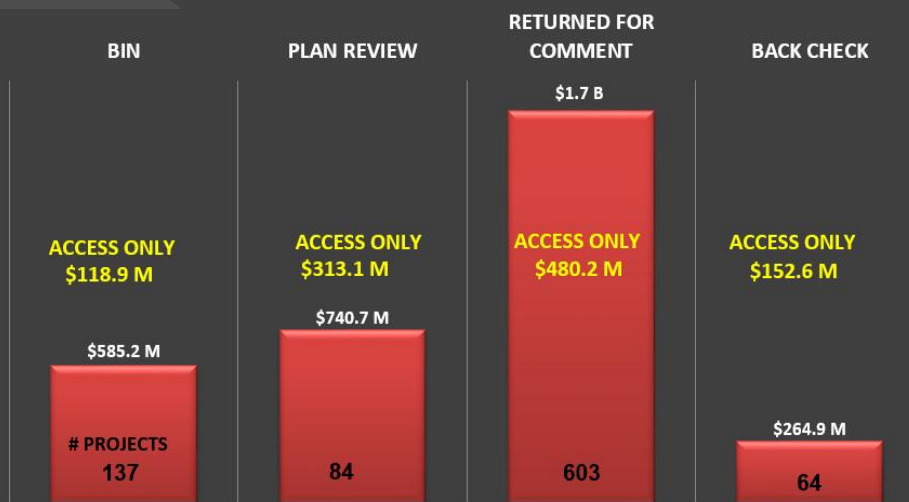
10

Staff

| | |
|--------------------------------|-----|
| ○ Headquarters: | 54 |
| ○ Sacramento Regional Office: | 51 |
| ○ Oakland Regional Office: | 58 |
| ○ Los Angeles Regional Office: | 72 |
| ○ San Diego Regional Office: | 64 |
| | |
| ○ Total DSA Staff: | 299 |

11

PROJECTS IN PROGRESS AS OF August 31, 2017



12

PROJECTS IN PROGRESS AS OF August 31, 2017

PENDING CONSTRUCTION



ACTIVE CONSTRUCTION




13

PERCEPTION OF DSA: 2011

- ⦿ Bureaucratic
- ⦿ Long “Bin” time
- ⦿ Loses documents
- ⦿ Stumbling block to construction
- ⦿ Slow
- ⦿ Wasteful

14

CHANGING CULTURE
CHANGING PROCESSES



15

CHANGING CULTURE



16

STAKEHOLDER PERCEPTION

- ◉ Districts
- ◉ Program Managers
- ◉ Construction Managers
- ◉ Architects & Engineers
- ◉ Inspectors
- ◉ Contractors

- ◉ State Government


17

LEADERSHIP & STAFFING

- ◉ Leadership
 - > Headquarters
 - > Regional Offices
 - > Succession Plan
- ◉ Staff Development
 - > Collaboration
 - > Change
- ◉ **Communication**
 - > Internal
 - > Stakeholders

18

CHANGING PROCESSES



19

COMMUNICATION

- DSA box
 - > 13,193 stakeholder collaborators
 - > Revised folders for appointment system
 - > **Complete project**
- Certification box
- Inspector performance review box
- Landscape box

- Bulletins and emails
- eTracker → iTracker

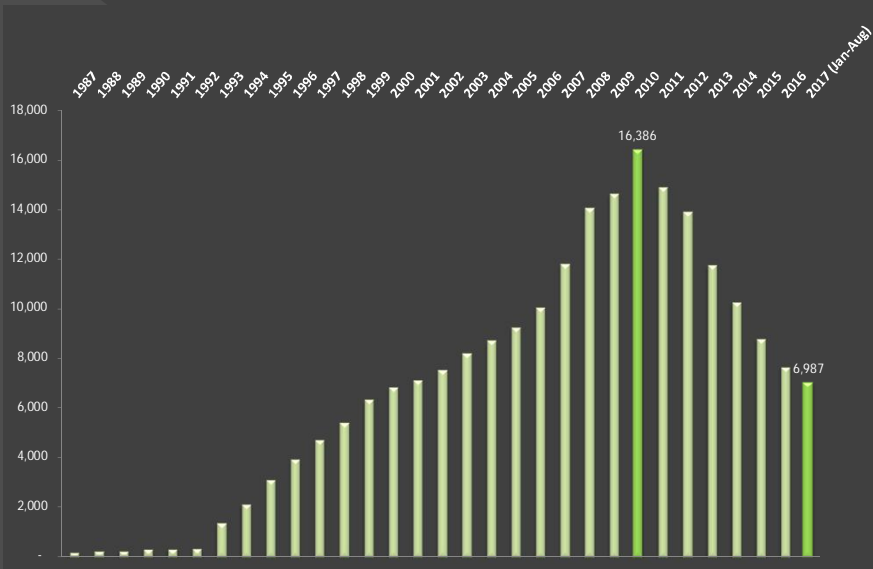
20

CERTIFICATION

- Certified Projects
- Projects under construction
- Projects occupied without certification:
 - > Legacy 1983 - 2010
 - > Transition: 2011 – May 31, 2013
- **Inspection Card: June 1, 2013 - Present**

21

LEGACY PROJECTS OCCUPIED W/O CERTIFICATION as of August 31, 2017



22

TRANSITION PROJECTS

as of August 31, 2017

| | |
|--|-------|
| ● Total Transition Projects: | 9,642 |
| ● Total Certified: 92.8% | 8,968 |
| ● Total Occupied w/out Certification | 654 |
| ● Total In-process (in construction pending 301-N) | 5 |

** Base Transition project numbers change due to projects moving to Inspection Card projects*

23

INSPECTION CARD PROJECTS

as of August 31, 2017

| | |
|---|--------|
| ● Total Projects Occupied: | 10,745 |
| ● Total Certified: 93% | 7,158 |
| ● Total Occupied w/out Certification | 565 |
| ● Total In-process (in construction, pending 301-N) | 2,756 |

24

PROJECT SCHEDULES

TIME IS MONEY

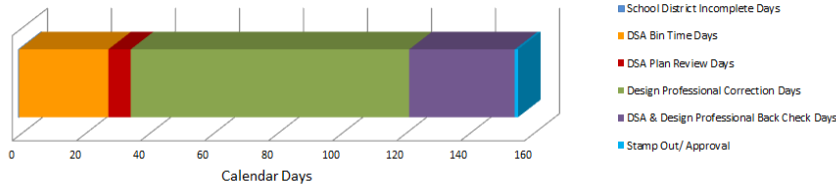
- ◎ Construction funding
 - > State School Facilities Bond
 - 2016 Bond (Prop 51): \$9 B
 - > Local School Facilities Bonds
 - Prior Existing Bond Authority* \$25.0 B
 - Bonds Passed in 2014 – 2016 \$37.5 B
 - > **Total Bonds:** **\$71.5 B**

- ◎ Current construction inflation rate: 5% to 8.6%
- ◎ Escalation @ 5% per year: \$3.575 B
- ◎ Monthly escalation: \$297.9 M

25

TYPICAL MONTHLY SCORECARD POSTED ON DSA WEBSITE

GRANT ELEMENTARY SCHOOL



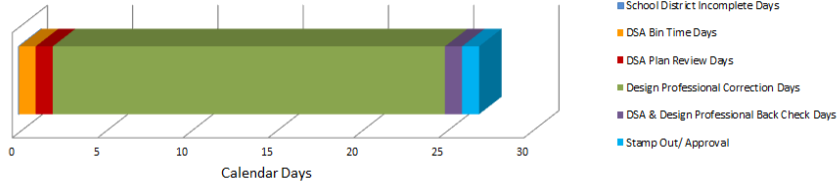
Project Cost: **\$213,972.00** Project Status: **Finished Structural Back Check**
 Project Type: **School (K-12)** DSA App #: **03-112845**
 OTC: **No**

| App # | Project | Application Received Date | Complete Submittal Date | School District Incomplete Days | DSA Bin Time Days | Start Structural Plan Review | Finish Structural Plan Review/Return of Comments | DSA Plan Review Days | Start Structural Back Check | Design Professional Correction Days | Finish Structural Back Check | DSA & Design Professional Back Check Days | Stamp/ Approval Date | Stamp Out/ Approval |
|-----------|-------------------------|---------------------------|-------------------------|---------------------------------|-------------------|------------------------------|--|----------------------|-----------------------------|-------------------------------------|------------------------------|---|----------------------|---------------------|
| 03-112845 | GRANT ELEMENTARY SCHOOL | 07/20/09 | 07/20/09 | 0 | 28 | 08/17/09 | 08/24/09 | 7 | 11/19/09 | 87 | 12/22/09 | 33 | 12/22/09 | 1 |

26

TYPICAL MONTHLY SCORECARD POSTED ON DSA WEBSITE

Bakman Elementary School (Fresno Unified School District)



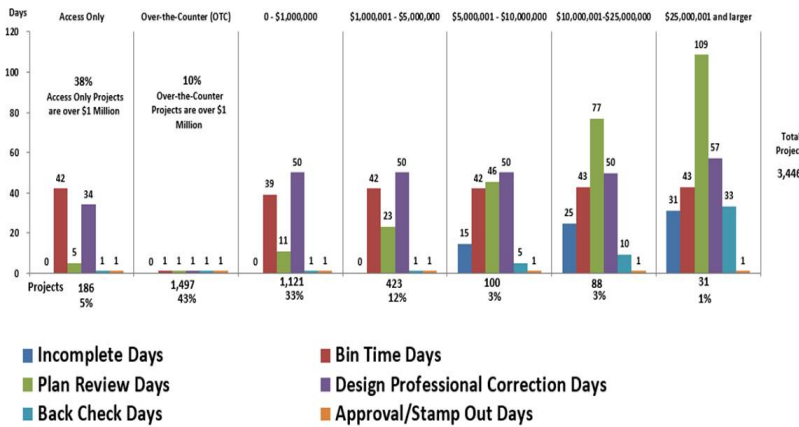
Project Cost: **\$150,000.00** Project Status: **Finished Structural Back Check**
 Project Type: **School (K-12)** DSA App #: **02-110934**
 OTC: **Yes**

| App # | Project | Application Received Date | Complete Submittal Date | School District Incomplete Days | DSA Bin Time Days | Start Structural Plan Review | Finish Structural Plan Review/Return of Comments | DSA Plan Review Days | Start Structural Back Check | Design Professional Correction Days | Finish Structural Back Check | DSA & Design Professional Back Check Days | Stamp/Approval Date | Stamp Out/Approval |
|-----------|---|---------------------------|-------------------------|---------------------------------|-------------------|------------------------------|--|----------------------|-----------------------------|-------------------------------------|------------------------------|---|---------------------|--------------------|
| 02-110934 | Bakman Elementary School (Fresno Unified School District) | 07/28/09 | 07/28/09 | 0 | 1 | 07/28/09 | 07/28/09 | 1 | 08/20/09 | 23 | 08/20/09 | 1 | 08/20/09 | 1 |

27

Statewide Median Processing Days

Projects Approved 07/01/16 through 06/30/17



28

PROJECT DEVELOPMENT TIME REDUCTION

- Design & Funding
 - > Districts
 - > CDE
 - > OPSC
- DSA Review
 - > Bin time
 - > Intake
 - > Plan review
 - > Back check
 - > Construction oversight
- Construction
 - > Constructor
 - > Design Team
 - > DSA

29

APPOINTMENT SYSTEM

- Bin time: 6 Weeks of Escalation
 - > \$ 71.5 B Total Project Value @ 5% = \$ 1.475 B
 - > \$ 5 m Project @ 5% : \$ 28,846
 - > \$ 1 m Project @ 5% : \$ 5,769
- Appointment system:
6 weeks = Better Documents
 - > Faster plan review
 - > Faster back check
 - > Faster and better construction

30

APPOINTMENT SYSTEM PROCESS

- Submit form DSA 1-Reg & DSA 1
 - > Request date 6 – 8 weeks in advance
 - > Request intake meeting, if desired
- DSA opens project box and issues “A ” number
 - > **No fees due at this time**
- Submit information/drawings to help define project
- Submit revised form, if changing appointment
 - > Request date 6 - 8 weeks from change date
- **Submit documents for review, including fees**

31

APPOINTMENT SYSTEM

- DSA Commitment
 - > Commence review within 5 days of submittal
 - > Scheduled review completion
- Design Professional/ Client Commitment
 - > Complete and accurate documents
 - > Respect appointments

32

ELECTRONIC PLAN REVIEW

- ◎ DSA's readiness
 - > Equipment
 - > Staff training
- ◎ Back check
- ◎ Full plan review
- ◎ Bluebeam
- ◎ DSA's implementation goal

33

STRUCTURAL PLAN REVIEW FEE INCREASE WHY ??????

- ◎ Structural fees stipulated in statute
 - > No change since 1981
 - > Legislative action required to change
- ◎ Increased expenses
 - > Additional DSA responsibilities
 - > Significant increases in building code complexity

Salary increases: 45% *

*Negotiated outside of DSA

34

STRUCTURAL PLAN REVIEW FEE INCREASE WHY NOW?????

- ⦿ DSA's revenues less than income since FY 2009
- ⦿ DSA loan of \$60 million to general fund in 2008
 - Covered shortfalls until this fiscal year
 - **Precluded DSA from raising fees until loan repayment**

35

STRUCTURAL PLAN REVIEW FILING FEES

- ⦿ Important reminders:
 - Fee will be due upon project submittal date, not date that appointment request (DSA 1-REG) was submitted
 - Project submittals must be complete; incomplete submittals will be returned
 - **A new appointment must be made a minimum of six weeks from the returned date.**

36

CARPORT SOLAR PANELS

- ◉ Design Issue
- ◉ Safety vs. Sustainability Goals
- ◉ Utility Rates

- ◉ Short term solutions
 - > Constructed
 - > Currently under construction
 - > Approved for construction
 - > New projects not submitted for DSA review.
- ◉ Future code requirements

37

CONSISTENCY

- ◉ Regional Offices
- ◉ Individual DSA staff members

- ◉ Design professional offices
- ◉ Individual design professional staff members

38

PROJECT INSPECTOR TASK FORCE

Promote Project Inspector Quality and Quantity

- ⦿ Qualifications
- ⦿ Certification Exam
- ⦿ Recertification
- ⦿ Training
- ⦿ Project Inspector Shortages
- ⦿ Promotion
- ⦿ Communication/Outreach

39

CHALLENGES

- ⦿ **Culture**
 - > Collaboration
 - > Succession
- ⦿ **Processes**
 - > Scheduled Appointment System
 - > eTracker > iTracker
 - > Electronic Plan Review
 - > Testing and Certification
 - > Continuing Education
 - > Design Build
- ⦿ **Sustainability**

40

DSA OUTREACH PROGRAM

- ⦿ Program
 - > Executive Overview
 - > DSA Academy
 - > “I have never done this before”
- ⦿ San Diego
- ⦿ Los Angeles
- ⦿ Fresno
- ⦿ Oakland
- ⦿ Sacramento

- ⦿ January 2018

41

7x7x7 | **DESIGN ENERGY WATER**
7 ARCHITECTS 7 SCHOOLS 7 INNOVATIONS



#DSA7x7x7
#DesignEnergyWater

DESIGN AWARD JURIES



43

CHANGING THE CONVERSATION

- ◎ **IMPACT OF DESIGN**
 - > Education
 - > Energy & Water Conservation
- ◎ **REACHING ZERO NET ENERGY**
 - > Is it possible?
 - > At what cost?
- ◎ **COST VS. INVESTMENT**
 - > Some benefits are hard to calculate/quantify
 - > Must protect investment

44



WEB SITE: www.7x7x7DesignEnergyWater.com

- Video of Presentation at the Crest Theatre
- Final Reports
- Cost Estimates
- Sustainability Articles

47



“Partners in the Design and Construction
of Great Schools”

48



County School Facilities Consortium 2017 Annual Summit

September 28 – 29, 2017
Sheraton Grand Hotel
1230 J Street
Sacramento, CA

Legislative Update

Rebekah Cearley
Legislative Advocate
County School Facilities Consortium



Legislative and Regulatory Update

Rebekah Cearley
CSFC Annual Summit
September 28, 2017

Political Context

- ▶ Transition in 2018
- ▶ Governor's race 2018
 - Spring primaries
- ▶ Legislative leadership:
 - Senate President Pro Tem Kevin De León termed out in 2018
 - New Assembly Minority Leader selected: Brian Dahle
 - New Senate Minority Leader selected March 2017: Pat Bates
- ▶ SAB legislative members are fairly green



Legislation: Themes

- ▶ Themes in school facilities legislation and regulatory activities:
 - Water quality and lead
 - Energy Efficiency/sustainability
 - Construction process/delivery/indemnity
 - Skilled workforce
 - Bond accountability/use of funds
- ▶ Budget trailer bills loomed large in 2017
- ▶ \$4B Housing bond approved by Legislature
- ▶ Legislature adjourned for final recess Sept. 15
 - Governor has until Oct. 15 to sign bills
 - Legislature reconvenes Jan. 3



Budget Trailer Bills: SB 96

- ▶ Updates DIR Prevailing Wage Monitoring Program
 - Signed by Governor
 - Effective July 1, 2017
- ▶ Relief
 - Small project exemption – raise threshold from \$1K to \$15K for maintenance, \$25K for construction
 - Notice to DIR within 30 days of award
- ▶ Compliance
 - Creates penalties for awarding bodies
 - DIR can issue stop work order
 - “Willful violators” can lose state facility funding for a year with two violations in 12 months



SB 96 Cont'd.

- ▶ Contractor registration fee
 - Raised from \$300 to \$400
 - Contractor can register for up to three years at a time
 - Option begins June 1, 2019
- ▶ As of January 1, 2018 – applies to all contracts regardless of execution date



Budget Trailer Bills: SB 110

- ▶ Signed by Governor
- ▶ CSFC Support
- ▶ Proposition 39 Energy Efficiency program extended indefinitely
 - Subject to annual budget appropriation
 - Competitive grant category for districts less than 2000
- ▶ 1.0 program
 - Sweep unallocated funds for those who haven't submitted EEP – March 1, 2018
 - \$75M – school bus retrofit
 - \$100M – ECAA Loans
 - Remainder – competitive grants



Budget Trailer Bills: AB 111

- ▶ Signed by Governor
- ▶ Increases DSA project filing fees for construction/alteration of school buildings
 - From 0.7% to 1.25% for the first \$1 million in construction costs
 - From 0.6% to 1.0% for costs over \$1 million
- ▶ Only for structural plan review
- ▶ If balance in the plan review fund exceeds six months of expenditures – fee will automatically decrease
- ▶ To be implemented Oct. 1, 2017



AB 203 (O'Donnell) – SFP Streamlining

- ▶ CSFC Watch
- ▶ Requires CDE and OPSC to develop regulations to provide LEAs with “flexibility in the design of instructional facilities”
- ▶ Requires CDE to develop strategies to assist small school districts with technical assistance on school construction/funding
- ▶ DSA, CDE, OPSC report to Legislature by 7/1/18 on feasibility of:
 - One application or common app number
 - Common software for project submittals



Water Quality/Lead

- ▶ AB 746 (Gonzales-Fletcher)
 - CSFC Watch
 - Seeks to eliminate lead in school water
 - One-time water testing
 - Community water system shall test for lead in potable water system by July 1, 2019
 - Does not apply to schools constructed or modernized after Jan. 1, 2010, or schools that have completed lead testing after Jan. 1, 2009
 - If lead level exceeds 15 ppb:
 - Notify parents
 - Shut down affected fountains/faucets



Water Quality/Lead

- ▶ AB 885 (Rubio) - DIED
 - CSFC Oppose – too broad/expansive
 - Required annual testing for lead at schools constructed before 1994
 - Plan of action to prevent elevated lead levels
 - Replace lead-bearing parts where “feasible and cost-effective”
- ▶ SB 210 (Leyva) – DIED
 - CSFC Watch
 - Required CDE to give priority to drinking water quality grant program projects at schools with elevated lead levels



Skilled Workforce

- ▶ AB 591 (O'Donnell)
 - CSFC Watch – signed by Governor
 - Requires COEs doing LLB to abide by skilled workforce provisions adopted for school districts
- ▶ SB 418 (Hernandez)
 - CSFC Watch
 - Exempts a number of trades from increased skilled workforce apprenticeship percentages for LLB and Design-Build
 - Requires these trades to maintain 30% apprenticeship graduation



Duty to Defend: SB 423/SB 496 (Cannella)

- ▶ CSFC Oppose
- ▶ Carve-out to indemnity and duty to defend law for design professionals
 - Who pays first dollar of defense?
 - Creates reimbursement-only system for DPs
 - Reverses agreement in SB 972 (2010)
- ▶ Shifts risk to other parties (contractor, owner)
- ▶ Sponsor ACEC claims:
 - Defense costs are uninsurable liability
 - Design professionals asked to sign contracts that go beyond the law



Duty to Defend, Cont'.d

- ▶ Issue leveraged as part of gas tax deal
 - Only one Republican vote – Cannella
- ▶ SB 423 became SB 496 via gut and amend
 - Passed Legislature without a policy committee hearing
 - Signed by Governor
- ▶ SB 496 provisions:
 - Limits cost of defense to DP's percentage of fault
 - Does not apply to projects with project-specific general liability policy (OCIPs, wrap-around)



Special Ed Finance Reform

- ▶ Governor's budget proposal: engage stakeholders to review possible reforms to special education finance system
- ▶ PPIC (2016) report recommends sending special education funds directly to districts, not SELPAs
- ▶ PPIC concerns:
 - SELPA funding system disincentivizes district programs, favors regional programs
 - SELPA governance, transparency, accountability not as strong under LCFF
- ▶ Tense discussions in spring; no outcome



Questions?





County School Facilities Consortium 2017 Annual Summit

September 28 – 29, 2017
Sheraton Grand Hotel
1230 J Street
Sacramento, CA

Office of Public School Construction Update and Discussion

Lisa Silverman
Executive Officer
Office of Public School Construction

SCHOOL FACILITY PROGRAM UPDATES

County School Facilities Consortium

Presented by
Lisa Silverman, Executive Officer

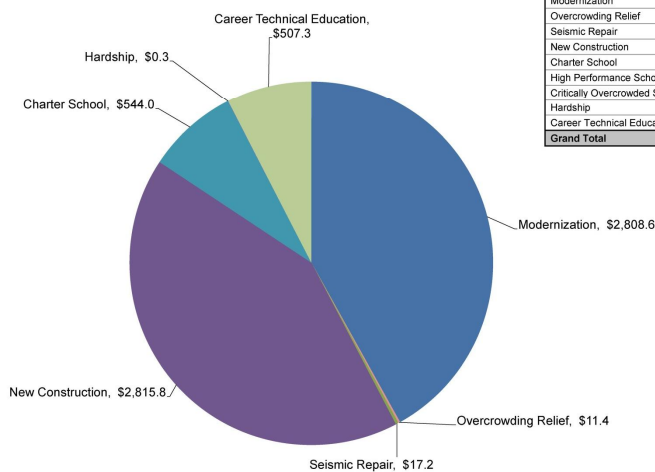
September 29, 2017



SFP Available Funding

Remaining Bond Authority - \$6,704.6 million

(by program, in millions)
As of September 06, 2017



| Remaining Bond Authority (in millions) | |
|--|-------------------|
| Modernization | \$ 2,808.6 |
| Overcrowding Relief | \$ 11.4 |
| Seismic Repair | \$ 17.2 |
| New Construction | \$ 2,815.8 |
| Charter School | \$ 544.0 |
| High Performance Schools | \$ - |
| Critically Overcrowded Schools | \$ - |
| Hardship | \$ 0.3 |
| Career Technical Education | \$ 507.3 |
| Grand Total | \$ 6,704.6 |

County Office of Education

- 47 COEs have participated in the School Facility Program
- Historical Funding

| | Number of Projects | State Funding | Financial Hardship Funding |
|-----------------------------|--------------------|-------------------|----------------------------|
| New Construction | 546 | \$ 492,061,176.16 | \$ 445,731,508.37 |
| Modernization | 78 | \$ 24,827,981.37 | \$ 15,521,428.97 |
| Joint-Use | 2 | \$ 1,846,784.00 | N/A |
| Career Tech | 4 | \$ 2,594,258.57 | N/A |
| | 630 | \$ 521,330,200.10 | \$ 461,252,937.34 |
| Total State Funding: | | \$ | 982,583,137.44 |

County Office of Education

- OPSC's Workload List (COEs only)

| | Number of Projects | State Funding Requested | Financial Hardship Funding Requested |
|---------------------------------------|--------------------|-------------------------|--------------------------------------|
| New Construction | 23 | \$ 30,717,503 | \$ 26,893,895 |
| Modernization | 18 | \$ 5,057,131 | \$ 3,371,422 |
| | | \$ 35,774,633 | \$ 30,265,316 |
| Total State Funding Requested: | | \$ | 66,039,950 |

- OPSC's Workload List

| | Number of Projects | State Funding Requested | Financial Hardship Funding Requested |
|---------------------------------------|--------------------|-------------------------|--------------------------------------|
| New Construction | 296 | \$ 1,524,593,695 | \$ 104,286,533 |
| Modernization | 533 | \$ 925,203,351 | \$ 48,186,809 |
| | | \$ 2,449,797,046 | \$ 152,473,342 |
| Total State Funding Requested: | | \$ | 2,602,270,388 |

SAB Decisions & Next Steps

- Grant Agreements
- New Audit Process – what comes next?
- Status of Projects – what has happened to the lists?
- Application Processing Moving Forward
- Streamlined Financial Hardship Review Process

Grant Agreements

What is a Grant Agreement?

- A useful tool to ensure understanding of the requirements of the School Facility Program (SFP)
- A document entered into by funding applicants and the state, specific to the project receiving bond funds
- A reference document that explains what expenditures are allowable under the SFP

Grant Agreements

Who Has to Sign a Grant Agreement?

- › All projects that were placed on the Unfunded List (Lack of AB 55 Loans) on or after June 5, 2017
- › EXCEPT – those projects that were on the Unfunded List (“true unfunded list”) as of June 5, 2017
- › Source of bond funds does not matter (51, 1D, etc.)
- › Executed by Authorized District Representative

Grant Agreements

How Do I Get One? When Do I Sign?

- › Grant Agreements specific to projects will be provided by OPSC after a project receives placement on the Unfunded List (Lack of AB 55 Loans)
- › Templates are available on OPSC’s website for district reference
- › A district may sign at any time, but the Grant Agreement must be signed prior to or concurrently with the submittal of the *Authorization for Fund Release* (Form SAB 50-05)
- › No Grant Agreement = No cash

Grant Agreements

OPSC Website - New Grant Agreement Page

Find it under Quick Links, or navigate here:

www.dgs.ca.gov/opsc/Resources/GrantAgreements.aspx

- › Overview info
- › Master Template
 - Templates specific to each program (NC, Mod, Facility Hardship, etc.) are forthcoming
- › Links to the policy items related to Grant Agreements

Grant Agreements

I don't see the item I purchased listed on either the eligible or ineligible list? What can I do?

- › The Grant Agreement includes a provision to allow districts to request written confirmation from OPSC about the eligibility/ineligibility of items not listed. Please contact us and we will provide this info. If it becomes common, we will adjust the template.
- › Local Auditors can rely on OPSC's confirmation for purposes of the audit.
- › Format - we envision an official request letter from districts with an official response from OPSC (not just an email).

Local Audits

- What changed with the Audit Process?
- What will OPSC be doing?
- What will the local auditors be looking for? What is different?
- What happens if there is an audit finding?

Status of Projects on a “List”

What happens to my project now if it was on the Unfunded List (“true” unfunded list)?

- › These projects were fully processed several years ago
- › Per the SAB action on June 5, 2017, these projects are now on the Unfunded List (Lack of AB 55 Loans)
- › Almost all districts that were on this list submitted certifications to participate in the latest priority funding round that closed in June
- › Apportionments can be made for those projects that certified as cash becomes available

Status of Projects on a “List”

What happens to my project now if it was on the Applications Received Beyond Bond Authority List (“acknowledged list”)?

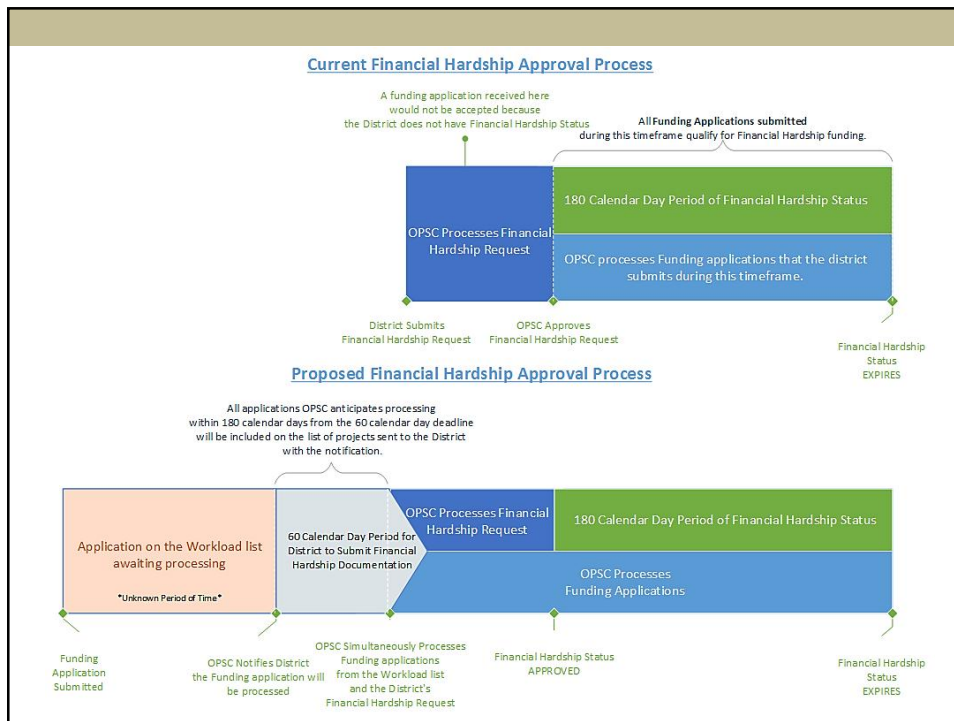
- › Per the SAB action on June 5, 2017, these projects have been moved to OPSC’s Workload List
- › These projects had not been processed previously. OPSC is currently processing the applications in date order received

Application Processing

- What has changed? What is the same? What can I expect from OPSC as my application is processed?
- What about the eligibility lock for Small School Districts (2500 students or less)?

NEW Financial Hardship Process

- › At the June 28, 2017 SAB meeting, the Board approved regulatory amendments to streamline the financial hardship application process
- › Prior Regulations
 1. Districts submit financial hardship request
 2. OPSC approves financial hardship status
 3. District submits funding application
- › New Process in Proposed Regulations
 1. District submits funding application, checks box for financial hardship request
 2. OPSC notifies district 90 days prior to application processing
 3. District submits financial hardship documents within 60 days
 4. Financial Hardship Approval and Funding Application processed concurrently



Other News

- › Career Technical Education Facilities Program Filing Rounds (\$125 million each)
 - › Fourth Funding Cycle Key Dates
 - › CDE Grant Applications submitted to CDE September 27, 2017 through November 29, 2017
 - › Grant Application scores published by CDE February 14, 2018
 - › Application for Career Technical Education Facility Funding (Form SAB 50-10) due to OPSC by close of business February 21, 2018
 - › Presentation to the Board by June 2018
 - › Fifth Funding Cycle
 - › By September 2018
- › Future Workshops

E-mail Subscription List

- › To receive the latest news from OPSC please subscribe to our email list:
 - › <https://www.dgs.ca.gov/opsc/Home/subscribe.aspx>
- By subscribing to the master list our customers will receive:
 - All SAB/OPSC Meeting Notification
 - SAB Agendas
 - Priorities in Funding Announcements, and
 - Other SAB/OPSC Information

Questions?

Please let us know if you have any questions...

Lisa Silverman, Executive Officer
(916) 375-4751

Please send comments and suggestions to:
OPSCcommunications@dgs.ca.gov



County School Facilities Consortium 2017 Annual Summit

September 28 – 29, 2017
Sheraton Grand Hotel
1230 J Street
Sacramento, CA

California Department of Education Update and Discussion

Juan Mireles

Director, School Facilities and Transportation Services Division
California Department of Education



CALIFORNIA DEPARTMENT OF EDUCATION

State Superintendent of Public Instruction

Tom Torlakson

School Facilities and Transportation Services Division

Juan Mireles | Director

Fred Yeager | Assistant Director

County School Facilities Consortium

1



Vision for California Public School Facilities

The California Department of Education envisions school facilities that enhance the achievement of all students and are learner-centered, safe, sustainable, and centers of the community.

2



SFTSD – Who are we?

- Director – Juan Mireles
- Supervising Field Representative – Fred Yeager
- Education Administrator (policy) - Vacant
- Staff Manager – Andrew Nave
- Senior Architect – Diane Waters
- 5 Field Representatives – (Geographic and topical assignment, 3 based in Sacramento Office)
- Education Programs Consultant
- Office of School Transportation

3



Staffing Changes

Hired

Andrew Nave, Manager

Lori Yee, Analyst

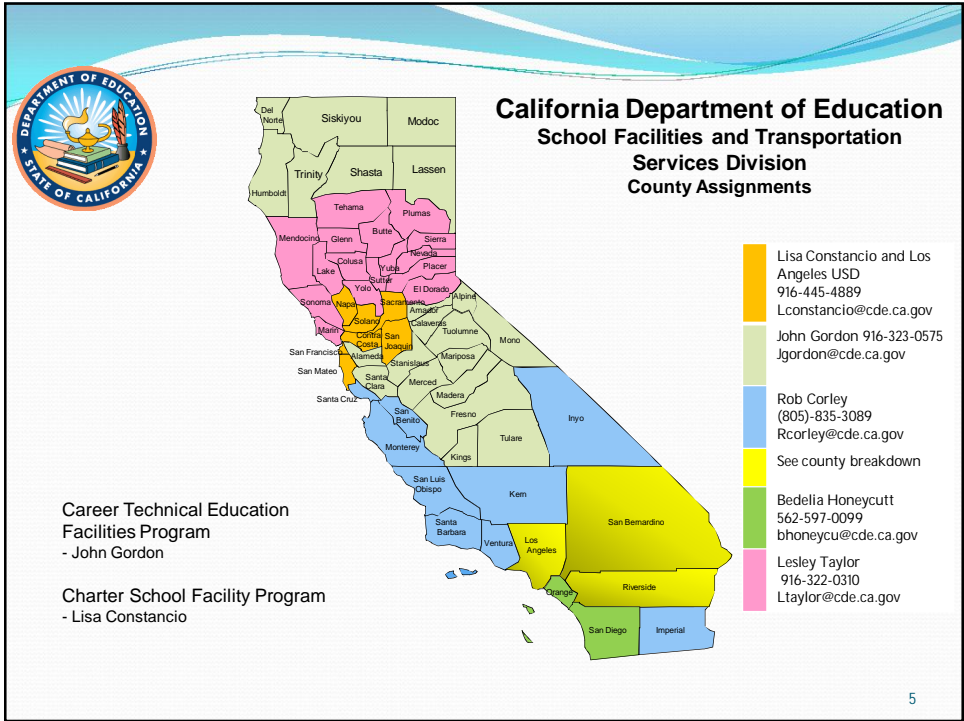
Retired

Diane Day

Michael O'Neill*

Shannon Farrell-Hart

4



Statutory Authority

Education Code Section 17251

(a) "...advise the governing board (of a school district) on the acquisition of new school sites... (and) give the governing board in writing a list of the recommended locations in the order of their merit, considering especially the matters of educational merit, safety, reduction in traffic hazards, and conformity to the land use element of the general plan..."

6



Statutory Authority (cont.)

Education Code Section 17251

(b) "...develop standards for use by school districts in the selection of school sites in accordance with the objectives set forth in subdivision (a)."

(c) "Establish standards for use by school districts to ensure that the design and construction of school facilities are educationally appropriate and promote school safety."

7



SFP Projects Reviewed 1998 - 2012

| | Mod: Final | Mod: Prelim. | NC Final Addition | NC Final New School | NC Prelim Addition | NC Prelim New School | Sites | Total |
|-------------------|---------------|--------------|-------------------|---------------------|--------------------|----------------------|-------------|---------------|
| # of Projects | 40 | 3 | 17 | 7 | 9 | 3 | 6 | 85 |
| Value of Projects | \$204,328,157 | \$63,710,350 | \$64,407,249 | \$149,031,250 | \$69,140,947 | \$40,950,000 | \$6,000,000 | \$597,567,953 |

8



Title 5 Review Update

- Held numerous venues statewide focused on district, cities and environmental justice groups.
- Topics being discussed:
 - Districts/County/SELPA consultation
 - Flexible Learning Spaces
- Internal review identified need to re-evaluate our role
- Review on pause to address organizational structure improvements

9



A New Environment

- Recent changes prompted the need to develop a strategic plan:
 - Passage of Proposition 51
 - Increased staffing levels needed
 - Incorporating technology as part of our reviews
 - Title 5 review

10



Small School District Assistance Initiative

Announced by Superintendent Torlakson in January

- Phase 1 focused on the 44 districts that had a successful bond in November 2016
- Hosted Agency workshops on planning and funding
- Phase 2 will focus on districts that have never received state funding

11



Green Ribbon Schools

- Whole-school sustainability
 - Environmental impact and cost
 - Health and wellness
 - Environmental literacy
- State-level recognition at 55%
- 5 federal nominees
- Online applications due 12/06/17



12



CTE Facilities Program

Proposition 51: \$500 million [@CDEFacilities](http://www.cde.ca.gov/ls/fa)

- New funding cycle: \$125 million
- Competitive Grant Process
- Applications due November 29th
- Scores released on February 14, 2018
- Applications available online:
<http://www.cde.ca.gov/ls/fa/sf/careertech.asp>

13



What is Career Technical Education?

- A program of study that involves a multiyear sequence of courses that integrates core academic knowledge with technical and occupational knowledge to provide students with a pathway to postsecondary education and careers.
- Model Curriculum Standards and Frameworks
- 15 Industry Sectors

14



CTEFP Eligibility

- New construction projects – comprehensive high schools—
 - *Education Code* Sections 51224, 51225.3, and 51228
- Modernization/reconfigurations –comprehensive high schools and JPA currently operating CTE programs
- An application must address only industry sector
- Minimum Score of 105 required for funding consideration

15



CTEFP: Application – Eight Parts

- Comprehensive CTE plan*
- Pupil Enrollment Projections*
- Feeder School Identification*
- Accountability Plan*
- Educational Specification
- Budget Justification
- Unique Conditions
- Overall Feasibility

*Weighted items used as a tie breaker for similarly scored projects

16



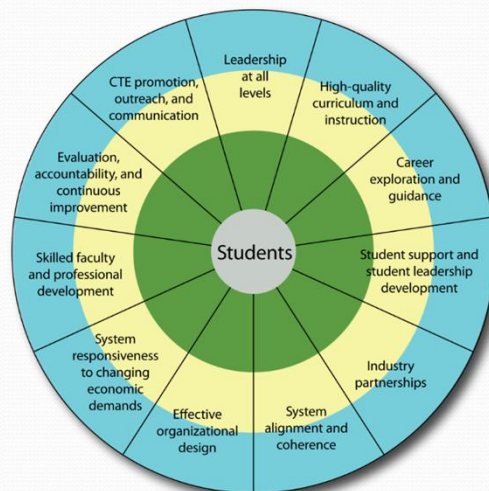
CTEFP: Prop 1D vs 51

- No changes in legislation (Refer to Education Code 17078.72)
- Application streamlined
- Fewer available points

17



The 11 Elements of a High Quality CTE Program



| Legend |
|----------|
| State |
| Regional |
| Local |

Use the 11 elements of a High Quality CTE Program to guide the development of a CTEFP application.

18



CTE Resources

- CTE Model Curriculum Standards:
 - <http://www.cde.ca.gov/ci/ct/sf/ctemcstandards.asp>
- CTE Frameworks for CA Public Schools:
 - <http://www.cde.ca.gov/ci/ct/sf/documents/cteframework.pdf>
- CTE Webpage – Application, FAQs, Webinar:
 - <http://www.cde.ca.gov/ls/fa/sf/careertech.asp>

19



Local Control Accountability Plan

- Developing Statements of Model Practices and list of resources for districts to use in meeting facility “good repair” standard.

20



Contact

Juan Mireles, Division Director
School Facilities and Transportation Services
916-445-2144 jmireles@cde.ca.gov

Fred Yeager, Assistant Division Director
School Facilities and Transportation Services
916-327-7148 fyeager@cde.ca.gov



County School Facilities Consortium 2017 Annual Summit

September 28 – 29, 2017
Sheraton Grand Hotel
1230 J Street
Sacramento, CA

The Entrepreneurial COE: Leadership, Support, and Service in the 21st Century

Jeff Becker

Fresno County Superintendent of Schools

Sherrie Gruber

Kern County Superintendent of Schools

Joshua Jorn

Monterey County Office of Education

Tami Ethier

Yolo County Office of Education

The Changing Role of the County Office of Education

Why are County Offices becoming more entrepreneurial all the time?

Tami Ethier
Associate Superintendent, Admin Services
Yolo County Office of Education

State-Required and Optional Activities

| Required | | Optional | |
|--|---|---|--|
| Alternative Education | District Services | Common District Services | Common Direct Instruction |
| <ul style="list-style-type: none"> Juvenile Court Schools County Community Schools^a | <ul style="list-style-type: none"> District LCAP review, approval, and related technical assistance District support if not meeting LCAP requirements or goals Fiscal oversight Oversight of basic learning conditions^b Review of school staff assignments and credentials Support of county board of education on appeal issues Review of certain district audit findings Review of districts' LCFF unduplicated pupil counts Support of County Committee on School District Organization CalSTRS and CalPERS retirement reporting Support of unemployment insurance management system | <ul style="list-style-type: none"> Teacher professional development District LCAP development and implementation Leadership training Standards implementation Dissemination of information about state policies Internet connectivity and technology assistance Data support Assessment support Charter school monitoring and investigation Legal and business services Printing and production services Technical assistance for afterschool, drug prevention, and foster youth programs | <ul style="list-style-type: none"> Career technical education Child care and preschool Migrant education programs Adult education Indian education programs Afterschool programs Foster youth services Violence and drug prevention programs |

Statutory Services vs. Optional Services

With all of the statutory services, why would we add more?

- Let's talk through a few examples:
 - LCAP development and implementation
 - REASON: to assist with review and approval of LCAPs
 - Connectivity and technology assistance
 - REASON: cost/equipment sharing for all LEAs in the county
 - Business services
 - REASON: defined structure with financial system; ease of fiscal oversight reviews
- Are those reasons entrepreneurial?

What has changed for COEs?

- Loss of Court and Community Schools ADA
 - Loss of revenues
 - Unused facilities
- Take-back of Special Education programs by districts
 - Unused facilities
- LCFF funding formula has impacted and divided the COEs across the state
 - Some "at target" and others are funded "above target"
 - Whether at target or above target, the pressure is great
 - Categorical programs subsumed into LCFF caused led to the disparity

Why are COEs choosing to be entrepreneurial?

- We have lost revenue, have unused sites, and great community needs
- We have the ability to offer programs and services that districts cannot
- Opportunity at the local and state level (consortiums, JPAs)
- Diverse population we serve (from severely handicapped to incarcerated youth) with unique needs
- The possibilities are endless!

Let's take a look at what our COE colleagues are up to!

Monterey County Office of Education

Catalog of Services

Presented by

Joshua Jorn

Chief Officer of General Services
and Business Support



What can we do for our Districts?

- Monterey County has 24 School Districts, of which 9 operate with a single Superintendent Principal.
- The County Superintendent's policy of our County Office is to provide leadership, support, and service for all LEA's within the county.
- In 2015, our County Office developed a Catalog of Services for every division within the organization
 - Business Services
 - Educational Services
 - General Services and Business
 - Human Resources
 - Technology Services



How can the COE provide services for Districts who would otherwise hire consultants?

- The concept for a Catalog of Services was simple.
 - Design a collection of services that a District can choose from that they would otherwise have contracted out for at a higher cost.
 - Provide services to Districts that they do not have staff to support.
 - Provide the services on a sliding scale plus indirect cost.
 - Provide services that could be combined with other Districts or the COE for economies of scale.
- Focus Group and Vetting
 - The COE broke up by division into job-alike committees to determine the needs of our Districts
 - Job-alike committees developed content based on:
 - Knowledge gaps within their Districts
 - Geographical restrictions to access professional services
 - Other criteria



The Ah-Ha Moment

- Focus Groups uncovered a serious lack of knowledge in many areas:
 - Transportation – Classroom and behind the wheel training, bill back and budgeting, first aid/CPR/AED training.
 - Facilities Planning – Front end programming, master planning, deferred and preventative maintenance.
 - Facilities Funding – Filing of paperwork with OPSC beginning with the 50-01, lack of knowledge in the state program, local general obligation bond and debt service, no knowledge of federal grant opportunities...etc.
 - Maintenance and Operations – First Aid Training, Fork Lift Certification, Integrated Pest Management Certification, professional development of staff in the areas of custodial and maintenance training.
- A majority of the items listed above were being completed by outside entities at a cost to the Districts.
- The COE can take the lead and organize county wide or in district offerings at a fraction of the previous cost.



Catalog of Services

Monterey County Office of Education
Dr. Nancy Katsiveli
County Superintendent of Schools

MONTEREY COUNTY OFFICE OF EDUCATION

GENERAL SERVICES DEPARTMENT

2017 - 2017 SERVICES PROVIDED TO
Monterey County Office of Education
and Monterey County Districts

901 BLANCO CIRCLE
SALINAS, CA 93901

GENERAL SERVICES DIVISION

Joshua R. Jom, Chief Officer of General Services and Business

General Services Department

Contact Person: Chief Officer of General Services and Business
Maurene Coloma, Executive Administrative Assistant

Telephone: (831) 784-4236 (Joshua Jom)
(831) 755-6422 (Maurene Coloma)
Fax: (831) 755-1864 (Main Fax)

E-Mail: jjom@montereycoe.org
mcoloma@montereycoe.org

Description of Services:
The General Services Division supports The Monterey County Office of Education's focus on exemplary leadership, support and service for all programs and its 24 school districts county-wide. This mission is accomplished through the exceptional delivery of facilities services in a timely and cost effective manner along with great customer service.

General Services staff strives to maintain efficient, safe, clean, attractive, and inviting environment(s) for all stakeholders associated with Monterey County Office of Education.

Maintenance and Operations

Contact Person: Mario Aguinaga, Maintenance Operations Manager

Telephone: (831) 755-6423
Fax: (831) 755-4474
E-Mail: maguinaga@montereycoe.org

Description of Services:
General Services strives to maintain a physical environment that supports a clean and safe instructional program for staff, students, and all stakeholders of the Monterey County schools and programs. The department offers various in-service training opportunities that cover of heating and air conditioning, electrical, plumbing, painting, emergency power systems, custodial services, security and fire

systems, and new green cleaning practices for our 24 school districts countywide. Other services are available upon request.

Maintenance and Custodial Training

- Maintenance In-Service Training
 - o HVAC/Mechanical
 - o Electrical Safety and Common Practices
 - o Safe Work Place Practices (ladder safety, lifting, Personal Protective Equipment (PPE)...etc.)
 - o Preventative Maintenance Planning
- Custodial In-Service Training
 - o Going Green with Products
 - o Floor Maintenance
 - o Building Your Kit - Emergency Decontamination Kits

Integrated Pest Management Training

- Prevention and Suppression Plan
- General Services offers annual training and certification and quarterly or bi-annual refresher courses at 901 Blanco Circle.
- Contact us to schedule a training

Forklift Certification Course

- Certified Forklift Operator Class - MCOE and School District Staff
- Training is held in MCOE warehouse with our (2) certified trainers on an as needed basis.
- Contact us to schedule a training

How we Charge?

| Service Provided | Flat Rate |
|--|-----------------------|
| Maintenance In-Service Workshops (varies) | \$45/person |
| Custodial In-Service Workshops (varies) | \$15/person for lunch |
| | \$Free |
| IPM - Integrated Pest Management Certification (1.5hr) | \$45/person |
| Forklift Certification (4hrs) | \$15/person for lunch |
| | \$175/person |
| | \$Free |
| Safety and Emergency Preparedness (varies) | \$15/person for lunch |

Catalog of Services

Transportation

Contact Person: Patrick Deberdt, Transportation Manager

Telephone: (831) 755-4429
 Fax: (831) 784-4166
 E-Mail: rparr@montereycoe.org

Description of Services:

The MCOE Transportation Department provides transportation to and from school for approximately four hundred (400) Special Education Students living throughout Monterey County. The special needs students range in age from 2 to 22. Our Department also offers the following items as a support to our 24 school districts countywide. Other services are available upon request.

School Bus Driver Certified Training Course

School bus training is scheduled twice a year and on a needed basis per district requests.

- To provide you with:
 - Information you will need to become a professional School Bus Driver
 - Ensure efficient and safe transportation in this state
 - To understand the basic components of the bus
 - Help you as a driver to make the proper decision when a component malfunctions
 - As a safe and professional driver you are prepared both mentally and physically to adjust your basic and advanced defensive driving skills
 - Training on the necessary equipment for loading and unloading passengers, the laws that pertain to loading and unloading passengers, the drivers responsibilities during the loading and unloading procedures
 - Help drivers more aware of different situations encountered on field trips, understand and handle different circumstances that may be encountered, understanding of District Policies
- Unit I - Introduction, Commercial Driver License Info
- Unit II, III, IV - Rules & Regulations, Bus Use, Vehicle Components
- Unit V, VI - Defensive Driving, Specialized Driving

- Unit VII, VIII - Student Loading, Emergency Procedures
- Unit IX, X, XI, XII and XIII - Passenger Management, Special Needs, Public Relations, Activity Trips, More Rules & Regulations, Bus Use

First Aid Practices

- First Aid Certification
- Cardiopulmonary Resuscitation (CPR) Certification
- Automated External Defibrillator (AED) Certification

Field Trips/Contracted Routes

- Our Transportation Department has transit and special needs buses available for MCOE departments and Districts to contract with on an as needed basis.

Route Bill Backs

- The MCOE Transportation department will provide transportation based on the student's school calendar. Districts will pay their portion at the rate of \$4.50 per mile for individual students riding an existing MCOE route.
- Districts and Programs will pay an annual rate of \$102,000 for full designed route.
- Districts will also pay the state approved Indirect Cost of 10.74% for the 2016-17 school year.

How We Charge?

| Service Provided | Hourly Rate | Flat Rate |
|----------------------------|-------------------------|---------------------------|
| Original (20 hours) | - | \$145/person |
| Renewal (10 hours) | - | \$80/person |
| Classroom (2 hours) | - | \$85 |
| Behind the Wheel | \$40-60/hour | \$2,100/up to 20 students |
| Hourly In-Service Training | \$51/hour | \$40 |
| CPR and AED Certification | - | \$60 |
| First Aid Training | - | \$25 |
| Field Trips | \$40/hour + \$3.50/mile | - |
| Full Contracted Routes | - | \$102,000/route |

Facilities and Planning

Contact Person: Joshua Jorm, Chief Officer of General Services and Business

Telephone: (831) 784-4236
 Fax: (831) 755-1864

E-Mail: jjorm@montereycoe.org

Description of Services:

The MCOE General Services Department can serve as a liaison for the 24 school districts for state and federal funding. The department has the capacity to provide a much needed resource to districts at the fraction of cost charged by consultants. Some of the services offered are listed below. Other services are available upon request.

State Building Program Assistance

- Office of Public School Construction (OPSC)
 - Qualified Zone Academy Bonds (QZAB's)
 - New Construction, Modernization, Facility and Financial Hardship
 - Determination of Eligibility
 - Form(s)
 - 50-01 District/MCOE Enrollment Projections/Certification
 - 50-04 Application for Funding
 - 50-05 Fund Release Authorization
 - 50-06 Expenditure Reporting
 - Project Documentation and Fiscal Organization for OPSC Project Audit Closeout and Budget Tracking
 - Division of State Architect (DSA) & California Dept. of Education (CDE)
 - DSA project closeouts and Title 24 compliance
 - CDE applications

Federal Building Program Assistance

- Qualified Zone Academy Bonds (QZAB's)
 - Academy Grant Application
 - Building your programming
 - Audit and Expenditure Reporting

The Impact to Staff

- The General Services and Business Support Division has an org chart which includes 5 Managers below the Chief Officer:
 - Manager of Transportation
 - Assistant Manager of Transportation
 - Manager of Maintenance and Operations
 - Assistant Manager of Maintenance and Operations
 - Manager of Facilities and Planning
- All Managers including the Chief Officer have played a part in the support services to Districts.
- Various regional trainings are offered annually by each manager based on their area of expertise.
 - Example: Transportation Manager holds quarterly First Aid/CRP/AED training in 4 areas in our county. He services 11 of the 24 Districts with certification and re-certification annually.
 - Example: Maintenance Operations Manager holds quarterly trainings on various trades. In 2016-2017 he serviced 14 Districts in the county on Electrical Safety, Proper Lifting Techniques, Mechanical Servicing and Preventative Maintenance and certified 27 new fork lift operators county wide.



Contracts with Districts

- Specific services offered on an individual basis based on a contract for services.
- Example: San Ardo Union School District Memorandum of Understanding

**MEMORANDUM OF UNDERSTANDING
FOR FACILITIES SUPPORT**
Between San Ardo Union School District and the
Monterey County Office of Education

This Memorandum of Understanding establishes an AGREEMENT between the San Ardo Union School District, hereafter referred to as the DISTRICT, and the Monterey County Office of Education, hereafter referred to as the MCOE, to provide for services as defined in this AGREEMENT.

The DISTRICT and the MCOE agree to the following:

1.0 PURPOSE

A. The DISTRICT is in need of support with their annual Facilities Inspection Tool (FIT) site evaluation and documentation. The DISTRICT has subsequently requested the MCOE to provide training and support to its Maintenance Operations site level staff as it pertains to the FIT.

B. The DISTRICT requires support in the "closing out" of old non-certified DSA projects. Specifically the Early Head Start/Preschool Portable at the west end of the campus.

Scope of work to include:

1. MCOE and architect will facilitate a collaborative strategy meeting/conversation with DSA immediately.
2. MCOE will advise the DISTRICT on the best strategy to achieve certification of the project.
3. MCOE will work with Architects/Engineers of Record, Inspectors of Record, General Contractors, Modular Manufacturers, Inspection/Testing Labs, from the non-certified project and DSA Representatives and others

to request assistance, information, reports, documentation, etc. on behalf of the DISTRICT.

4. MCOE will work with architect to submit to DSA required information as it becomes available to request certification of the project.

2.0 EFFECTIVE DATE AND TERM.
This AGREEMENT is effective as of September 1, 2016, and will remain in effect through June 30, 2017, at which time it will expire unless extended under mutual agreement.

3.0 SERVICES
The MCOE and the DISTRICT have agreed upon the scope of work as defined in Section 1.0.

4.0 PAYMENT
In consideration of the services set forth in Section 3.0 of this AGREEMENT to be performed or contracted by MCOE, DISTRICT agrees to reimburse MCOE for any costs incurred, such as travel time, document preparation and on-site level training of DISTRICT staff.

A. Time will be tracked by the MCOE and billed to the DISTRICT at a rate of:
-Daily Rate: \$850/day plus 10.64% indirect rate
-Hourly Rate: \$105/hour plus 10.64% indirect rate

B. The cost of close-out for the non-certified DSA portable at the west end of the campus will be billed at cost plus:
-Not to exceed \$5000.00 for closeout of project with DSA and 10.74% added for administrative indirect support.

MCOE shall perform such accounting functions as are required by Education Code sections 1267 and 1268.

5.0 TERMINATION
This AGREEMENT shall be terminated upon mutual agreement by the DISTRICT and MCOE or June 30th, 2017, whichever comes first.

6.0 INDEMNIFICATION
Both Parties agree to indemnify, defend, and hold harmless, the officers, agents and employees of the other party against any claim, liability, loss, injury or damage imposed arising out of the performance of responsibilities for this AGREEMENT, except for liability resulting from the negligent or willful misconduct of either party, its officers, agents and employees. If obligated to indemnify, defend, or hold harmless either party under this AGREEMENT, both Parties shall reimburse the non-negligent party for all costs, attorney's fees, expenses and liabilities associated with any resulting legal action. Both Parties shall seek the approval of any settlement that could adversely affect the other party, its officers, agents or employees.

7.0 INSURANCE
Each party shall maintain the insurance coverage offered through its membership in the Monterey & San Benito Counties Property/Liability Joint Powers Agency, including general liability and property damage.

8.0 NON-DISCRIMINATION
DISTRICT and MCOE agree that in the performance of the services stated herein, they will not engage in unlawful discrimination of persons because of race, color, religious creed, national origin, ancestry, physical handicap, medical condition, marital status, or sex of such persons. All nondiscrimination rules and regulations required by law to be included in this AGREEMENT are incorporated by this reference.

9.0 GOVERNING LAW

The terms and conditions of this AGREEMENT shall be governed by the laws of the State of California, with venue in Monterey County, California.

10.0 ASSIGNMENT
Unless authorized in writing by both Parties, neither Party shall assign or transfer any rights or obligations covered by this AGREEMENT.

11.0 AMENDMENT
This AGREEMENT may only be altered, amended, or modified by written consent of both Parties.

IN WITNESS WHEREOF, the Parties hereto have caused this AGREEMENT to be executed.

SAN ARDO UNION SCHOOL DISTRICT
Authorized Signature: _____
PRINT NAME: _____
TITLE: _____
DATE: _____

MONTEREY COUNTY OFFICE OF EDUCATION
Authorized Signature: _____
PRINT NAME: _____
TITLE: _____
DATE: _____

Revenue Generated

- **Transportation**
 - FY16/17: \$1,200,000
 - Includes all new contract route revenue, driver training, first aid/CPR/AED and field trips for internal and external agencies.
- **Facilities and Planning**
 - FY16/17: \$78,000
 - CUPCCA setup for 4 Districts, Contract Facilities Services, State Program Mentoring.
- **Maintenance and Operations**
 - FY16/17: \$37,000
 - In service training of staff in various trades, Fork Lift Certification, Integrated Pest Management Certification, Operations Contract Services.
- **Safety and Emergency Preparedness**
 - FY16/17: \$35,000
 - ALICE Training of Trainers, Comprehensive Safe Schools/Incident Command Training for all 24 Districts, Review and Rebuild Crisis and Emergency Response Plans and Policies.



fresno county
superintendent of schools

A DIFFERENT CLASSROOM



Leadership Matters

- What types of leaders are in your organization?
- What is your mission?
- Allocation of resources
- Tolerance for risk



“Regardless of size – big or small – our schools are the epicenter from which positive change occurs and ripples out like waves, **improving the lives of children and contributing to the overall well-being of the community.**”



JIM YOVINO
FRESNO COUNTY SUPERINTENDENT OF SCHOOLS



Leadership at FCSS

- Is it good for kids?
- Is the community supportive?
- Is it feasible?

“We want to prepare these kids to go on after they leave us to be able to be self-sufficient, to be able to get jobs, and we want to prepare them to enter the workforce and live independently” – Jim Yovino

Kids Café 2019

- Serving our Adult Transition students
- Students acquire skills for meaningful employment
- Merced COE Wired Cafe



Rethinking a classroom

- Lack of available housing
- What is the Least Restrictive Environment?
- Serving a larger portion of the population
- What is the cost of a traditional classroom?

The Program

- Adjacent to the FCSS offices
- Open Monday through Friday from 7:00 a.m. to 3:00 p.m.
- 3 dedicated café staff
 - Food service expertise
 - Pipeline to employment
- Teachers and Paraprofessionals work with the students
- Back office support from our Special Education team



"I want to work. I want to get the experience and be able to get a job later on, on my own. We have disabled people here, and deaf and hard-of-hearing people, and we want to show people that we're able to work and that we can do things and be independent."

The Menu


- Bistro with coffee, espresso, sandwiches, soups, salads
- Averaging 75 transactions per day
- Dining in
- Catering FCSS events
- Cart service to FCSS
- Website with online ordering

<http://www.kidscafe2019.fcoe.org/>



Facilities

- 1,500 square feet of leased space
- Field Act – Education Code 17368
- Tenant improvements
 - City of Fresno plan approval
 - ADA restroom
 - Health Department approval
- Donations



Obstacles and Barriers

- Construction
- Safety and supervision
- Start up costs
- Staff expense
- Parent training on employment of their student

Don't lose sight of the mission!



Successes

- Five students are already employable!
- Media coverage:
 - ABC 30 news story
 - KSEE 24 Education Matters 5 minute story
 - Fresno Bee
- Social Media
 - 4 ½ star Yelp rating
 - Facebook
 - Twitter
 - FresYes! blog
- Community support

Questions?

Jeff Becker
Director of Facilities & Operations
Office of the Fresno County Superintendent of Schools
(559) 497-3721
jbecker@fcoe.org

Kern County Superintendent of Schools

Why we are unique

Sherrie Gruber, Director of Facilities
September 2017



Kern County
Superintendent of Schools
Office of Mary C. Barlow ...advocates for children



Overview

Key Discussion Items: Services and Programs Unique to KCSOS

- Interesting facts, leadership and statewide services
- Programs/projects with emphasis on real-world, hands-on learning experience
- Concluding Thoughts

Fast-Facts & Services

Kern County Schools

- Number of School Districts – 47
- Kern High School District - California's largest high School District
- Bakersfield City School District - California's largest Elementary School District

Leadership and Statewide Services:

- Self-insured Schools of California (SISC) - Joint power authority administered by KCSOS to pool resources and provide long-term insurance services by keeping costs affordable and stable.
- Schools Legal Service (SLS) - legal service consortium serving schools, community college districts and COE's since 1976.
 - First agency of its kind in California. KCSOS serves as the administrative agent for the JPA.
- Fiscal Crisis and Management Assistance Team (FCMAT)- Assists California local education agencies and institutions identify , prevent and resolve financial challenges.
 - AB 1200 required one COE in California be selected to administer the team. KCSOS was selected as the administrative and fiscal agent for FCMAT.

Real- World Learning Experiences

Kern Environmental Education Program (KEEP)

Environmental science education program for 5th and 6th graders to explore ecosystems of California's central coast. Students use the natural environment as a living laboratory.

- Operated by KCSOS for over 45 years
- Two Campuses:
 - KEEP Ocean - Montana de Oro State Park
 - KEEP Cambria Pines – Cambria
- KEEP Foundation-
Business and Community leaders that work to promote and support the program thru various fundraising efforts.
 - Funding/campus improvements



Save

Kern County
Superintendent of Schools
Office of Mary C. Barlow ...advocate for children

CAMP KEEP - Kern Environmental Education Program



Real-World Learning Programs – offering hands-on science activities

Kern County
Superintendent of Schools
Office of Mary C. Barlow ...advocate for children

KEEP Ocean-Montana de Oro State Park



- 2015 remodel of outdoor amphitheater

Kern County
Superintendent of Schools
Office of Mary C. Barlow ...advocate for children

California Living Museum (CALM)

- History & Facts
- Funding
 - Capital Improvements – CALM Foundation
 - Operations – KCSOS
- CALM Foundation –Non-profit formed to act for the benefit of the California Living Museum.
 - Supports all capital improvements including new exhibits and upgrades to exiting infrastructure.
- Community Impact
 - Provides education to more than 20,000 Kern County Students
 - 100,000+ visitors each year



Kern County
Superintendent of Schools
Office of Mary C. Barlow ...advocate for children

California Living Museum (CALM)



- Located on 14 park-like acres
- Facilities Projects
 - Award-winning "Cats of California Exhibit"
 - Big Horn Sheep Exhibit
 - Gift Shop Remodel/California Coast Room

Kern County
 Superintendent of Schools
Office of Mary C. Barlow — advocate for children

California Living Museum (CALM)

Bobcat and Mountain Lion Exhibit



Kern County
 Superintendent of Schools
Office of Mary C. Barlow — advocate for children

California Living Museum (CALM) Bighorn Sheep Exhibit



- Exhibiting 5 of 47 endangered desert Bighorn sheep throughout entire country

Kern County
Superintendent of Schools
Office of Mary C. Barlow ...advocate for children

California Living Museum (CALM) California Coast Room – Moon Jellyfish Aquarium



Kern County
Superintendent of Schools
Office of Mary C. Barlow ...advocate for children

California Living Museum (CALM) California Coast Room – Aquatic Touch Tank



Kern County
Superintendent of Schools
Office of Mary C. Barlow ...advocate for children

California Living Museum (CALM) Holiday Lights

- Holiday Lights at CALM, fundraising event hosted by the CALM foundation was noted in LA Times as one of the top 10 best Light shows in the West.
- Attracts an additional 53,000 guests yearly



Kern County
Superintendent of Schools
Office of Mary C. Barlow ...advocate for children

Concluding Thoughts

Moving forward, KCSOS's Entrepreneurial Endeavors:

- Rural Economic Development Philanthropy Innovator's Network (REDPIN) –
 - New initiative developed in partnership by the Center for Rural Entrepreneurship and the Aspen Institute that focuses on philanthropy's role in economic development.
 - Kern County represents the only community west of Kansas to be a part of this exciting initiative and is one of ten communities throughout the United States chosen through a competitive grants process to participate. KCSOS is a part of this team.
- KCSOS continues to be one of the model COE's providing LCAP support
- Working on major Effort between K-12, Community Colleges and CSUB to create the Kern Pledge – A community-wide focus on education and increasing options for students.

Kern County
Superintendent of Schools
Office of Mary C. Barlow ...advocate for children

Questions?

Kern County
Superintendent of Schools
Office of Mary C. Barlow ...advocate for children